

ACTIVATION HELP & INSTRUCTIONS

The copy protection system in Feral titles offers you two ways to play the game.

1. You can play with the game DVD in your Mac's DVD drive.
2. You can activate the game online. Once activated online you no longer need to have the DVD to play the game.

In either case you will need to enter the Product Key.

ENTERING THE PRODUCT KEY

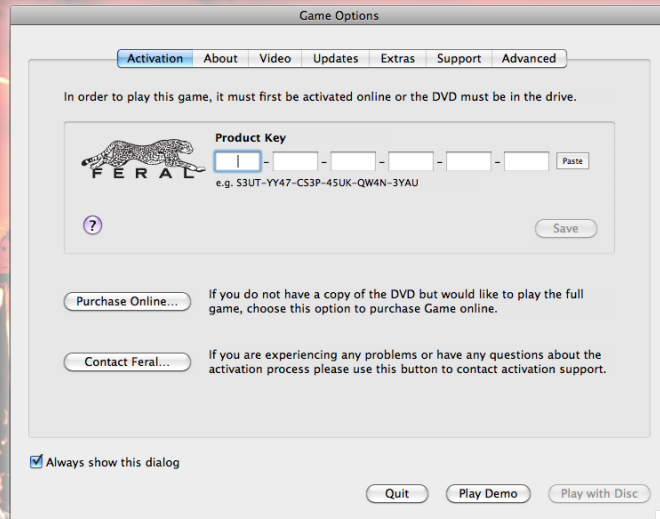
If you have a physical copy of the game you will find the Product Key on the back of your printed manual. Here is an example:

PRODUCT KEY

S3UT-YY47-CS3P-45UK-QW4N-3YAU

If you downloaded the game from an online reseller you will have received a Product Key via an email or web page at the time of purchase. If you cannot find your Product Key after downloading the game please contact the vendor for assistance.

When you first start the game you will see the pre-game Options window, showing the Activation Panel:



Enter your Product Key into the six empty boxes. Once the Product Key has been entered, the Save button in the right-hand corner of the Panel will activate. Click the Save button to save your Product Key. The Activation Panel's appearance will change:

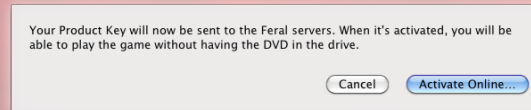


PLAYING USING THE DVD

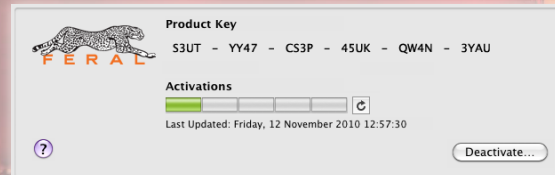
Once you have entered and saved your Product Key you may play the game by clicking the Play with Disc button. In order for the game to launch, the disc must be present in your Mac's DVD drive.

PLAYING USING ONLINE ACTIVATION

If you prefer to play without the game DVD in the drive, or if you downloaded the game, you can activate the game online. Click the Activate Online... button in the Activation Panel. A dialog will appear confirming that your Product Key will be sent to Feral's server. Click the Activate Online... button in the dialog.



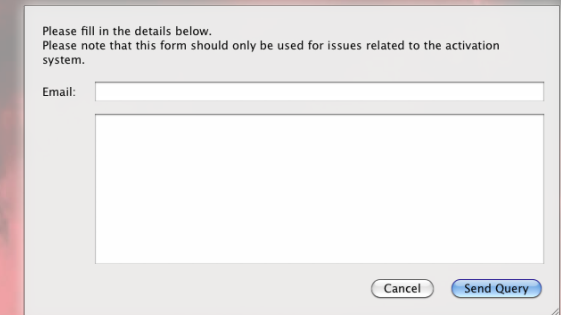
The Activation Panel will update showing you the number of machines you are allowed to activate the game on and how many machines you have currently activated.



You can now play your game without an internet connection.

I TRIED EVERYTHING ABOVE AND I AM STUCK. WHAT SHOULD I DO?

If you are experiencing problems, click on the Contact Feral... button. Fill in the requested fields and send your query to the Feral Support staff who can help solve problems with activation.



FREQUENTLY ASKED QUESTIONS

Do I have to activate the game on multiple accounts?

No. Once you have activated the game it will work for all users on that computer.

Can I activate at a later date?

Yes, you can activate or deactivate online at any time.